REV.	DESCRIPTION OF REVISIONS	APPR.	DRAW.	RELEASE	DATE
X1					
X2	设计变更		Henry		2016.6.25

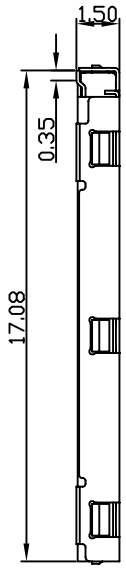

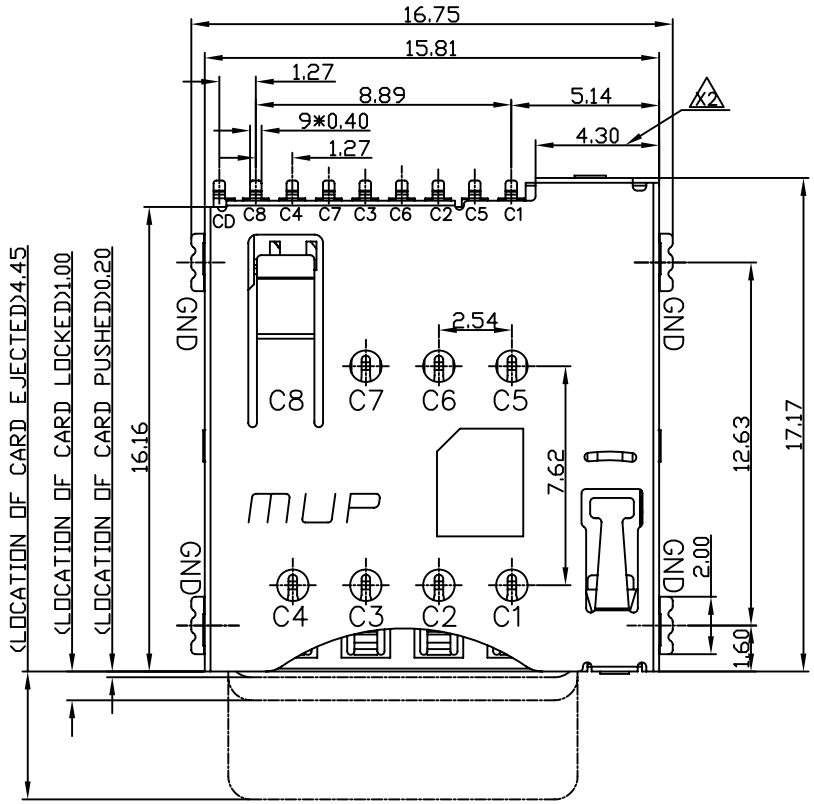

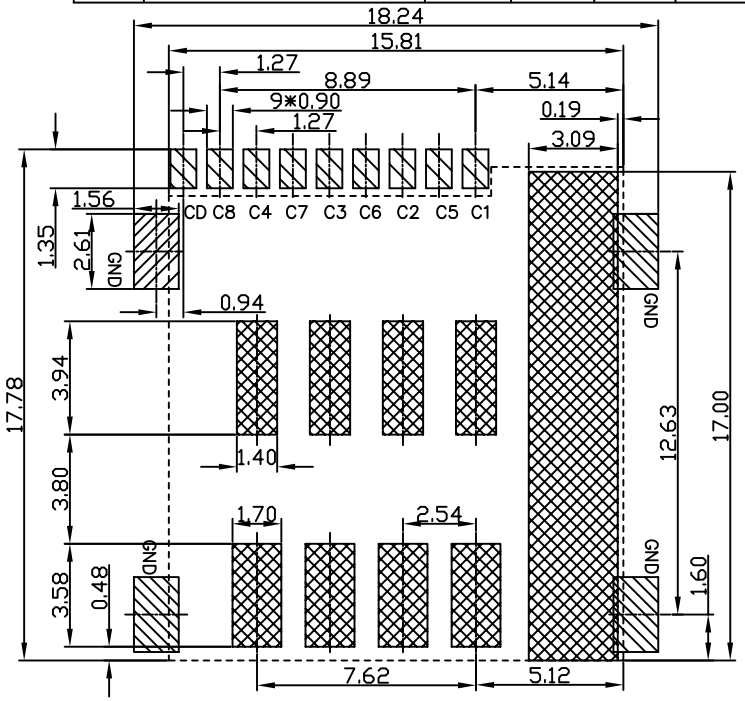

PAD AREA

KEEP OUT AREA

RECOMMENDED P.C.B LAYOUT

COMPONENT SIDE(TOLERANCE ±0.05)

TECHNICAL CHARACTERISTICS

1.General Characteristics

Dimensions: 15.75LX17.17WX1.50H mm

Weight: Approx 0.4±0.1g

Durability: 1500 cycles min.

2.Electrical Characteristics

Contact resistance;

Date Contact: 150mΩ max

CD Switch: 500mΩ max

Insulation resistance: >1000MΩ/500V DC

3.Solderability

Vapor phase: 215°C,30sec.Max

IR reflow: 250°C,5sec.Max

Manual soldering: 370°C,3sec.Max

4.Environmental Characteristics

Operating temperature: −40°C~+85°C

Operating humidity: 10%~+95%RH

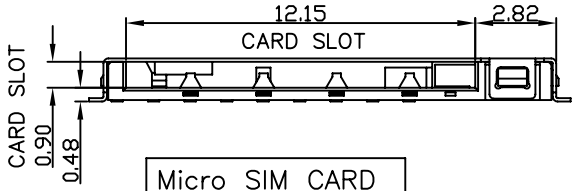

Micro SIM CARD	
Pin No.	NAME
C1	VCC
C2	RST
C3	CLK
C4	Reserved
C5	GND
C6	VPP
C7	I/O
C8	Reserved

ELECTRIC FUNCTION	DETECT SWITCH
WITHOUT CARD	CLOSED
CARD INSERTED	OPEN

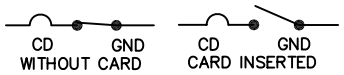

SWITCH OPERATION DIAGRAM

PROCESS COMPLIANT

ITEM	PART NAME	Q'TY	MATERIAL	FINISH
1	HOUSING	1	Hi−temp Thermoplastic	Black UL94V−0
2	DATA CONTACT	6	Copper Alloy	Contact area:Gold plated
3	CD SWITCH	1	Copper Alloy	Contact area:Gold plated
4	SHELL	1	Stainless Steel	SMT area:Gold plated
5	COIL SPRING	1	SWP	
6	HEART CAM	1	Hi−temp Thermoplastic	Black UL94V−0
7	CAM PIN	1	Stainless Steel	

Unless otherwise specified, other tolerance are:

X	±0.35	X°	±5°
X.X	±0.25	X.X°	±4°
X.XX	±0.15	X.XX°	±3°
X.XXX	±0.10	X.XXX°	±2°

PROJ. | UNIT mm | SCALE 1:1

CUSTOMER DRAWING

MUP® MUP INDUSTRIAL CO.,LTD.

NAME: **MicroSIM Card Connector**

MODEL NO: **MUP-C792**

TYPE : **Normally CLOSE H1.50 8PIN**

DRAWN

CHECKED

APPROVAL

DWG NO.: DWG−MUP−C792−001

SHEET 1/1

REVISION X1